



District Report Card: 2017


State: Rajasthan	District: Alwar
Class: 5	Subject: Language
Schools: 60	Students: 829


Participation/Coverage


Students

<div>GENDER</div> <div></div>	Boys		Girls	
	Number	%	Number	%
	380	45.84	449	54.16

<div>AREA</div> <div></div>	Rural		Urban	
	Number	%	Number	%
	777	93.73	52	6.27

<div>CATEGORY</div> <div></div>	SC		ST		OBC		GEN	
	Number	%	Number	%	Number	%	Number	%
	193	23.28	32	3.86	578	69.72	26	3.14

<div>CWSN</div> <div></div>	LD	VI	HI	S&LD	ID	Oth
	1	1	0	3	2	6

<div>Management</div> <div></div>	Government		Government-aided	
	Number	%	Number	%
	829	100.00	0	0.00

Average Performance of Students in Language (%)

Overall	Gender		Area		Management		Social Group			
	Male	Female	Rural	Urban	Govt.	Aided	SC	ST	OBC	GEN
66.15	64.21	67.80	66.02	68.08	66.15	0.00	68.84	67.29	64.82	74.36

Performance on Learning Outcomes (LOs)

Learning Outcomes	Description	Average Performance(%)
L504	Reads and comprehends independently storybooks, news items/ headlines, advertisements etc.	63.81
L508	Reads text with comprehension, locates details and sequence of events	67.32

Range of Performance of Students who Answered Correctly							
Below 30%		30% - 50%		50% - 75%		Above 75%	
Number	%	Number	%	Number	%	Number	%
41	4.95	140	16.89	367	44.27	281	33.90

Lowest Performing Learning Outcomes (LOs)

- 1 - Reads and comprehends independently storybooks, news items/ headlines, advertisements etc. (63.81)
- 2 - Reads text with comprehension, locates details and sequence of events (67.32)